




JEFFERSON COUNTY PUBLIC SCHOOLS  
2024 Career Readiness Indicators

| <br>School Year | School                                    | INDUSTRY CERTIFICATIONS | CTE END OF PROGRAM ASSESSMENT | DUAL CREDIT | APPRENTICESHIP | EXCEPTIONAL WORK EXPERIENCE | MORE THAN ONE INDICATOR | NO INDICATOR |
|---|---|-------------------------|-------------------------------|-------------|----------------|-----------------------------|-------------------------|--------------|
|   |   |                         |                               |             |                |                             |                         |              |
| 2019  | Atherton High                             |                         |                               | 15          |                |                             |                         |              |
| 2020  | Atherton High                             | NA                      | NA                            | NA          | NA             | NA                          | NA                      | NA           |
| 2021  | Atherton High                             | NA                      | NA                            | NA          | NA             | NA                          | NA                      | NA           |
| 2022  | Atherton High                             | 75                      | 38                            | 1           |                |                             | 21                      | 227          |
| 2023  | Atherton High                             | 80                      | 83                            | 48          |                |                             | 48                      | 169          |
| <b>2024</b>   | <b>Atherton High</b>                      | <b>135</b>              | <b>97</b>                     | <b>49</b>   | <b>0</b>       | <b>0</b>                    | <b>39</b>               | <b>176</b>   |
| 2019  | Ballard High                              | 1                       |                               | 77          |                |                             |                         | 10           |
| 2020  | Ballard High                              | NA                      | NA                            | NA          | NA             | NA                          | NA                      | NA           |
| 2021  | Ballard High                              | NA                      | NA                            | NA          | NA             | NA                          | NA                      | NA           |
| 2022  | Ballard High                              | 1                       | 93                            | 38          |                |                             | 42                      | 261          |
| 2023  | Ballard High                              | 81                      | 173                           | 85          |                |                             | 94                      | 280          |
| <b>2024</b>   | <b>Ballard High</b>                       | <b>164</b>              | <b>122</b>                    | <b>79</b>   | <b>0</b>       | <b>18</b>                   | <b>67</b>               | <b>194</b>   |
| 2019  | Butler Traditional High                   | 31                      |                               | 1           |                |                             |                         | 14           |
| 2020  | Butler Traditional High                   | NA                      | NA                            | NA          | NA             | NA                          | NA                      | NA           |
| 2021  | Butler Traditional High                   | NA                      | NA                            | NA          | NA             | NA                          | NA                      | NA           |
| 2022  | Butler Traditional High                   | 48                      | 13                            | 54          |                |                             | 90                      | 125          |
| 2023  | Butler Traditional High                   | 107                     | 39                            | 169         | 1              |                             | 36                      | 121          |
| <b>2024</b>   | <b>Butler Traditional High</b>            | <b>95</b>               | <b>39</b>                     | <b>114</b>  | <b>0</b>       | <b>11</b>                   | <b>61</b>               | <b>124</b>   |
| 2019  | Central High Magnet Career Academy        | 22                      |                               | 34          |                |                             |                         |              |
| 2020  | Central High Magnet Career Academy        | NA                      | NA                            | NA          | NA             | NA                          | NA                      | NA           |
| 2021  | Central High Magnet Career Academy        | NA                      | NA                            | NA          | NA             | NA                          | NA                      | NA           |
| 2022  | Central High Magnet Career Academy        | 34                      | 17                            | 39          |                |                             | 81                      | 138          |
| 2023  | Central High Magnet Career Academy        | 109                     | 27                            | 169         |                |                             | 9                       | 69           |
| <b>2024</b>   | <b>Central High Magnet Career Academy</b> | <b>106</b>              | <b>32</b>                     | <b>146</b>  | <b>0</b>       | <b>1</b>                    | <b>87</b>               | <b>87</b>    |
| 2019  | Doss High                                 | 13                      |                               | 49          |                |                             |                         | 4            |
| 2020  | Doss High                                 | NA                      | NA                            | NA          | NA             | NA                          | NA                      | NA           |
| 2021  | Doss High                                 | NA                      | NA                            | NA          | NA             | NA                          | NA                      | NA           |
| 2022  | Doss High                                 | 20                      | 15                            | 44          |                |                             | 39                      | 106          |
| 2023  | Doss High                                 | 31                      | 23                            | 66          |                |                             | 12                      | 107          |
| <b>2024</b>   | <b>Doss High</b>                          | <b>44</b>               | <b>59</b>                     | <b>83</b>   | <b>0</b>       | <b>0</b>                    | <b>54</b>               | <b>108</b>   |


JEFFERSON COUNTY PUBLIC SCHOOLS  
2024 Career Readiness Indicators

| <br>School Year | School                    | INDUSTRY CERTIFICATIONS | CTE END OF PROGRAM ASSESSMENT | DUAL CREDIT | APPRENTICESHIP | EXCEPTIONAL WORK EXPERIENCE | MORE THAN ONE INDICATOR | NO INDICATOR |
|---|---------------------------|-------------------------|-------------------------------|-------------|----------------|-----------------------------|-------------------------|--------------|
|   |                           |                         |                               |             |                |                             |                         |              |
| 2019  | duPont Manual High        |                         |                               | 83          | 2              |                             |                         |              |
| 2020  | duPont Manual High        | NA                      | NA                            | NA          | NA             | NA                          | NA                      | NA           |
| 2021  | duPont Manual High        | NA                      | NA                            | NA          | NA             | NA                          | NA                      | NA           |
| 2022  | duPont Manual High        | 8                       | 102                           | 12          |                |                             | 15                      | 294          |
| 2023  | duPont Manual High        | 9                       | 150                           | 62          |                |                             | 33                      | 270          |
| <b>2024</b>   | <b>duPont Manual High</b> | <b>9</b>                | <b>217</b>                    | <b>127</b>  | <b>0</b>       | <b>0</b>                    | <b>90</b>               | <b>212</b>   |
| 2019  | Eastern High              | 5                       |                               | 187         |                |                             |                         | 6            |
| 2020  | Eastern High              | NA                      | NA                            | NA          | NA             | NA                          | NA                      | NA           |
| 2021  | Eastern High              | NA                      | NA                            | NA          | NA             | NA                          | NA                      | NA           |
| 2022  | Eastern High              | 2                       | 188                           | 21          |                |                             | 47                      | 190          |
| 2023  | Eastern High              | 61                      | 311                           | 133         |                |                             | 151                     | 173          |
| <b>2024</b>   | <b>Eastern High</b>       | <b>69</b>               | <b>260</b>                    | <b>162</b>  | <b>0</b>       | <b>8</b>                    | <b>147</b>              | <b>165</b>   |
| 2019  | Fairdale High             | 108                     |                               |             |                |                             |                         |              |
| 2020  | Fairdale High             | NA                      | NA                            | NA          | NA             | NA                          | NA                      | NA           |
| 2021  | Fairdale High             | NA                      | NA                            | NA          | NA             | NA                          | NA                      | NA           |
| 2022  | Fairdale High             | 80                      | 0                             | 16          |                |                             | 28                      | 170          |
| 2023  | Fairdale High             | 151                     |                               | 38          | 22             |                             | 22                      | 130          |
| <b>2024</b>   | <b>Fairdale High</b>      | <b>57</b>               | <b>4</b>                      | <b>48</b>   | <b>0</b>       | <b>0</b>                    | <b>3</b>                | <b>233</b>   |
| 2019  | Fern Creek High           | 2                       |                               | 76          | 1              |                             |                         |              |
| 2020  | Fern Creek High           | NA                      | NA                            | NA          | NA             | NA                          | NA                      | NA           |
| 2021  | Fern Creek High           | NA                      | NA                            | NA          | NA             | NA                          | NA                      | NA           |
| 2022  | Fern Creek High           | 33                      | 77                            | 24          |                |                             | 46                      | 230          |
| 2023  | Fern Creek High           | 78                      | 102                           | 40          |                |                             | 31                      | 199          |
| <b>2024</b>   | <b>Fern Creek High</b>    | <b>103</b>              | <b>132</b>                    | <b>76</b>   | <b>0</b>       | <b>0</b>                    | <b>61</b>               | <b>174</b>   |
| 2019  | Iroquois High             | 5                       |                               | 5           |                |                             |                         |              |
| 2020  | Iroquois High             | NA                      | NA                            | NA          | NA             | NA                          | NA                      | NA           |
| 2021  | Iroquois High             | NA                      | NA                            | NA          | NA             | NA                          | NA                      | NA           |
| 2022  | Iroquois High             | 19                      | 7                             | 17          |                |                             | 5                       | 190          |
| 2023  | Iroquois High             | 48                      | 20                            | 35          | 2              |                             | 16                      | 139          |
| <b>2024</b>   | <b>Iroquois High</b>      | <b>10</b>               | <b>12</b>                     | <b>28</b>   | <b>0</b>       | <b>0</b>                    | <b>7</b>                | <b>226</b>   |


JEFFERSON COUNTY PUBLIC SCHOOLS  
2024 Career Readiness Indicators

| <br>School Year | School                          | INDUSTRY CERTIFICATIONS | CTE END OF PROGRAM ASSESSMENT | DUAL CREDIT | APPRENTICESHIP | EXCEPTIONAL WORK EXPERIENCE | MORE THAN ONE INDICATOR | NO INDICATOR |
|---|---------------------------------|-------------------------|-------------------------------|-------------|----------------|-----------------------------|-------------------------|--------------|
|   |                                 |                         |                               |             |                |                             |                         |              |
| 2019  | J. Graham Brown School          |                         |                               |             |                |                             |                         |              |
| 2020  | J. Graham Brown School          | NA                      | NA                            | NA          | NA             | NA                          | NA                      | NA           |
| 2021  | J. Graham Brown School          | NA                      | NA                            | NA          | NA             | NA                          | NA                      | NA           |
| 2022  | J. Graham Brown School          | 0                       | 8                             | 3           |                |                             | 1                       | 39           |
| 2023  | J. Graham Brown School          |                         | 6                             | 3           |                |                             | 1                       | 50           |
| <b>2024</b>   | <b>J. Graham Brown School</b>   | <b>3</b>                | <b>13</b>                     | <b>15</b>   | <b>0</b>       | <b>0</b>                    | <b>6</b>                | <b>33</b>    |
| 2019  | Jeffersontown High              | 67                      |                               | 29          |                |                             |                         | 13           |
| 2020  | Jeffersontown High              | NA                      | NA                            | NA          | NA             | NA                          | NA                      | NA           |
| 2021  | Jeffersontown High              | NA                      | NA                            | NA          | NA             | NA                          | NA                      | NA           |
| 2022  | Jeffersontown High              | 47                      | 15                            | 17          |                |                             | 58                      | 63           |
| 2023  | Jeffersontown High              | 105                     | 17                            | 97          |                |                             | 14                      | 45           |
| <b>2024</b>   | <b>Jeffersontown High</b>       | <b>130</b>              | <b>31</b>                     | <b>113</b>  | <b>0</b>       | <b>1</b>                    | <b>101</b>              | <b>87</b>    |
| 2019  | Louisville Male High            | 3                       |                               | 27          |                |                             |                         | 4            |
| 2020  | Louisville Male High            | NA                      | NA                            | NA          | NA             | NA                          | NA                      | NA           |
| 2021  | Louisville Male High            | NA                      | NA                            | NA          | NA             | NA                          | NA                      | NA           |
| 2022  | Louisville Male High            | 0                       | 46                            | 40          |                |                             | 8                       | 366          |
| 2023  | Louisville Male High            | 68                      | 108                           | 111         |                |                             | 58                      | 294          |
| <b>2024</b>   | <b>Louisville Male High</b>     | <b>1</b>                | <b>134</b>                    | <b>102</b>  | <b>0</b>       | <b>0</b>                    | <b>62</b>               | <b>258</b>   |
| 2019  | Marion C. Moore School          | 105                     |                               | 4           | 3              |                             |                         | 7            |
| 2020  | Marion C. Moore School          | NA                      | NA                            | NA          | NA             | NA                          | NA                      | NA           |
| 2021  | Marion C. Moore School          | NA                      | NA                            | NA          | NA             | NA                          | NA                      | NA           |
| 2022  | Marion C. Moore School          | 77                      | 20                            | 20          |                |                             | 48                      | 140          |
| 2023  | Marion C. Moore School          | 89                      | 46                            | 69          | 3              |                             | 20                      | 130          |
| <b>2024</b>   | <b>Marion C. Moore School</b>   | <b>82</b>               | <b>42</b>                     | <b>85</b>   | <b>9</b>       | <b>0</b>                    | <b>73</b>               | <b>156</b>   |
| 2019  | Pleasure Ridge Park High        | 33                      |                               | 44          |                |                             |                         | 5            |
| 2020  | Pleasure Ridge Park High        | NA                      | NA                            | NA          | NA             | NA                          | NA                      | NA           |
| 2021  | Pleasure Ridge Park High        | NA                      | NA                            | NA          | NA             | NA                          | NA                      | NA           |
| 2022  | Pleasure Ridge Park High        | 111                     | 58                            | 10          |                |                             | 4                       | 140          |
| 2023  | Pleasure Ridge Park High        | 191                     | 62                            | 37          |                |                             | 31                      | 152          |
| <b>2024</b>   | <b>Pleasure Ridge Park High</b> | <b>167</b>              | <b>77</b>                     | <b>70</b>   | <b>0</b>       | <b>0</b>                    | <b>56</b>               | <b>94</b>    |

JEFFERSON COUNTY PUBLIC SCHOOLS  
2024 Career Readiness Indicators

| <br>School Year | School                       | INDUSTRY CERTIFICATIONS | CTE END OF PROGRAM ASSESSMENT | DUAL CREDIT | APPRENTICESHIP | EXCEPTIONAL WORK EXPERIENCE | MORE THAN ONE INDICATOR | NO INDICATOR |
|---|------------------------------|-------------------------|-------------------------------|-------------|----------------|-----------------------------|-------------------------|--------------|
|   |                              |                         |                               |             |                |                             |                         |              |
| 2019  | Seneca High                  | 37                      |                               | 12          |                |                             |                         | 18           |
| 2020  | Seneca High                  | NA                      | NA                            | NA          | NA             | NA                          | NA                      | NA           |
| 2021  | Seneca High                  | NA                      | NA                            | NA          | NA             | NA                          | NA                      | NA           |
| 2022  | Seneca High                  | 54                      | 7                             | 20          |                |                             | 35                      | 100          |
| 2023  | Seneca High                  | 138                     | 33                            | 76          |                |                             | 29                      | 174          |
| <b>2024</b>   | <b>Seneca High</b>           | <b>109</b>              | <b>43</b>                     | <b>70</b>   | <b>0</b>       | <b>0</b>                    | <b>58</b>               | <b>156</b>   |
| 2019  | Southern High                | 97                      |                               | 24          |                |                             |                         | 5            |
| 2020  | Southern High                | NA                      | NA                            | NA          | NA             | NA                          | NA                      | NA           |
| 2021  | Southern High                | NA                      | NA                            | NA          | NA             | NA                          | NA                      | NA           |
| 2022  | Southern High                | 121                     | 21                            | 1           |                |                             | 2                       | 140          |
| 2023  | Southern High                | 122                     | 40                            | 20          |                |                             | 8                       | 123          |
| <b>2024</b>   | <b>Southern High</b>         | <b>213</b>              | <b>32</b>                     | <b>38</b>   | <b>0</b>       | <b>0</b>                    | <b>36</b>               | <b>94</b>    |
| 2019  | The Academy @ Shawnee        | 11                      |                               |             |                |                             |                         | 1            |
| 2020  | The Academy @ Shawnee        | NA                      | NA                            | NA          | NA             | NA                          | NA                      | NA           |
| 2021  | The Academy @ Shawnee        | NA                      | NA                            | NA          | NA             | NA                          | NA                      | NA           |
| 2022  | The Academy @ Shawnee        | 15                      | 3                             | 2           |                |                             | 5                       | 58           |
| 2023  | The Academy @ Shawnee        | 20                      | 8                             | 14          |                |                             | 3                       | 40           |
| <b>2024</b>   | <b>The Academy @ Shawnee</b> | <b>22</b>               | <b>26</b>                     | <b>36</b>   | <b>0</b>       | <b>0</b>                    | <b>26</b>               | <b>52</b>    |
| 2019  | Valley High                  | 73                      |                               | 12          |                | 1                           |                         | 5            |
| 2020  | Valley High                  | NA                      | NA                            | NA          | NA             | NA                          | NA                      | NA           |
| 2021  | Valley High                  | NA                      | NA                            | NA          | NA             | NA                          | NA                      | NA           |
| 2022  | Valley High                  | 62                      | 5                             | 7           |                |                             | 29                      | 77           |
| 2023  | Valley High                  | 78                      | 16                            | 22          |                |                             | 8                       | 119          |
| <b>2024</b>   | <b>Valley High</b>           | <b>113</b>              | <b>28</b>                     | <b>39</b>   | <b>0</b>       | <b>0</b>                    | <b>35</b>               | <b>129</b>   |
| 2019  | Waggener High                | 60                      |                               |             |                |                             |                         | 1            |
| 2020  | Waggener High                | NA                      | NA                            | NA          | NA             | NA                          | NA                      | NA           |
| 2021  | Waggener High                | NA                      | NA                            | NA          | NA             | NA                          | NA                      | NA           |
| 2022  | Waggener High                | 87                      | 6                             | 7           |                |                             | 15                      | 99           |
| 2023  | Waggener High                | 85                      | 17                            | 39          |                |                             | 14                      | 85           |
| <b>2024</b>   | <b>Waggener High</b>         | <b>79</b>               | <b>9</b>                      | <b>32</b>   | <b>0</b>       | <b>0</b>                    | <b>22</b>               | <b>81</b>    |

JEFFERSON COUNTY PUBLIC SCHOOLS  
2024 Career Readiness Indicators

| <br>School Year | School                      | INDUSTRY CERTIFICATIONS | CTE END OF PROGRAM ASSESSMENT | DUAL CREDIT  | APPRENTICESHIP | EXCEPTIONAL WORK EXPERIENCE | MORE THAN ONE INDICATOR | NO INDICATOR |
|---|-----------------------------|-------------------------|-------------------------------|--------------|----------------|-----------------------------|-------------------------|--------------|
| 2019  | Western High                | 1                       |                               | 21           |                |                             |                         |              |
| 2020  | Western High                | NA                      | NA                            | NA           | NA             | NA                          | NA                      | NA           |
| 2021  | Western High                | NA                      | NA                            | NA           | NA             | NA                          | NA                      | NA           |
| 2022  | Western High                | 15                      | 7                             | 16           |                |                             | 3                       | 97           |
| 2023  | Western High                | 31                      | 15                            | 30           |                |                             | 5                       | 107          |
| <b>2024</b>   | <b>Western High</b>         | <b>49</b>               | <b>29</b>                     | <b>36</b>    | <b>0</b>       | <b>0</b>                    | <b>25</b>               | <b>134</b>   |
| 2019  | ---District Total---        | 674                     |                               | 706          | 6              | 1                           |                         | 93           |
| 2020  | ---District Total---        | NA                      | NA                            | NA           | NA             | NA                          | NA                      | NA           |
| 2021  | ---District Total---        | NA                      | NA                            | NA           | NA             | NA                          | NA                      | NA           |
| 2022  | ---District Total---        | 924                     | 756                           | 423          |                |                             | 624                     | 3729         |
| 2023  | ---District Total---        | 1692                    | 1302                          | 1374         | 28             |                             | 643                     | 3367         |
| <b>2024</b>   | <b>---District Total---</b> | <b>1796</b>             | <b>1448</b>                   | <b>1576</b>  | <b>9</b>       | <b>45</b>                   | <b>1127</b>             | <b>3545</b>  |
| 2019  | ---State Total---           | 6545                    |                               | 7660         | 703            | 68                          | 1                       | 3466         |
| 2020  | ---State Total---           | NA                      | NA                            | NA           | NA             | NA                          | NA                      | NA           |
| 2021  | ---State Total---           | NA                      | NA                            | NA           | NA             | NA                          | NA                      | NA           |
| 2022  | ---State Total---           | 5594                    | 5888                          | 3991         | 18             |                             | 6486                    | 25084        |
| 2023  | ---State Total---           | 14055                   | 11771                         | 12097        | 261            |                             | 6181                    | 21345        |
| <b>2024</b>   | <b>---State Total---</b>    | <b>13548</b>            | <b>12650</b>                  | <b>13527</b> | <b>289</b>     | <b>2163</b>                 | <b>11254</b>            | <b>19736</b> |