

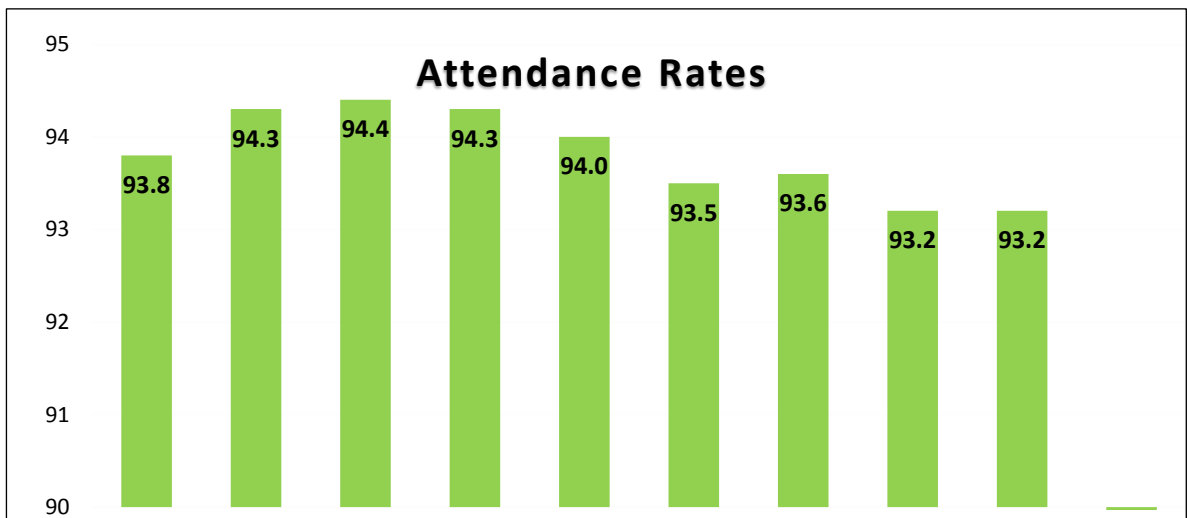


JEFFERSON COUNTY PUBLIC SCHOOLS
STUDENT ATTENDANCE RATE
TREND DATA

|  | 2010-2011 | 2011-2012 | 2012-2013 | 2013-2014 | 2014-2015 | 2015-2016 | 2016-2017 | 2017-2018 | 2018-2019 | 2019-2020 |
|---|-----------|-----------|-----------|-----------|-----------|-----------|-----------|-----------|-----------|-----------|
| Alex R Kennedy | | | | | | 94.9 | 95.1 | 95.2 | 94.8 | NA* |
| Atkinson | 94.2 | 95.1 | 95.0 | 94.7 | 94.6 | 93.7 | 94.1 | 94.1 | 93.9 | NA* |
| Auburndale | 94.2 | 94.6 | 94.8 | 94.8 | 94.7 | 94.8 | 95.2 | 95.1 | 94.9 | NA* |
| Audubon | 96.7 | 97.2 | 97.2 | 96.7 | 97.1 | 97 | 97.2 | 97 | 97.1 | NA* |
| Bates | 94.6 | 95.1 | 95.7 | 95.3 | 95.7 | 95.6 | 95.9 | 95.6 | 95.4 | NA* |
| Blake | 94.8 | 94.9 | 95.0 | 95.3 | 94.8 | 94.5 | 94.8 | 94.6 | 94.5 | NA* |
| Bloom | 96.1 | 96.1 | 96.5 | 95.9 | 96.4 | 96.3 | 96.5 | 96.5 | 96.5 | NA* |
| Blue Lick | 94.4 | 94.8 | 94.9 | 94.4 | 94.7 | 94 | 94.4 | 94.2 | 94.3 | NA* |
| Bowen | 95.9 | 96.1 | 96.5 | 96.3 | 96.3 | 96.4 | 96.6 | 96.5 | 96.4 | NA* |
| Brandeis | 97.3 | 97.5 | 97.6 | 97.4 | 97.3 | 97.2 | 97.2 | 97.1 | 96.9 | NA* |
| Breckinridge/Franklin | 94.0 | 94.5 | 95.4 | 94.9 | 94.9 | 94.7 | 94.2 | 93.5 | 93.7 | NA* |
| Byck | 94.8 | 95.3 | 95.6 | 95.2 | 94.9 | 94.3 | 94.5 | 93.1 | 92.7 | NA* |
| Camp Taylor | 93.6 | 94.6 | 94.8 | 94.3 | 94.9 | 93.8 | 94.4 | 93.4 | 93.0 | NA* |
| Cane Run | 94.9 | 95.7 | 95.7 | 95.4 | 95.1 | 94.4 | 94.6 | 93.5 | 93.3 | NA* |
| Carter | 96.3 | 96.9 | 96.9 | 97.1 | 97.2 | 96.5 | 96.7 | 96.2 | 96.4 | NA* |
| Chancey | 95.3 | 96.0 | 96.2 | 95.7 | 96.3 | 96.4 | 96.4 | 96.1 | 96.2 | NA* |
| Chenoweth | 95.7 | 96.2 | 96.0 | 95.9 | 95.8 | 96 | 96.1 | 95.5 | 95.4 | NA* |
| Cochran | 94.2 | 95.0 | 95.1 | 95.4 | 94.1 | 94.3 | 93.8 | 94.2 | 93.8 | NA* |
| Cochrane | 93.6 | 93.9 | 94.0 | 93.8 | 95.2 | 95 | 95.1 | 94.9 | 95.0 | NA* |
| Coleridge-Taylor | 95.2 | 95.8 | 95.7 | 96.0 | 95.3 | 95.1 | 95.3 | 94.8 | 94.6 | NA* |
| Coral Ridge | 95.6 | 95.4 | 96.1 | 95.8 | 95.9 | 95.1 | 95.4 | 94.6 | 94.6 | NA* |
| Crums Lane | 94.8 | 95.2 | 94.9 | 95.1 | 95.2 | 94.5 | 95 | 94.3 | 94.0 | NA* |
| Dixie | 94.1 | 94.3 | 94.4 | 94.8 | 94.6 | 94.3 | 93.8 | 92.9 | 92.8 | NA* |
| Dunn | 96.3 | 96.6 | 96.8 | 96.5 | 96.3 | 95.9 | 96 | 96 | 96.0 | NA* |
| Eisenhower | 94.8 | 95.3 | 95.7 | 95.5 | 95.7 | 95.1 | 95.1 | 95.4 | 95.2 | NA* |
| Engelhard | 94.8 | 95.2 | 95.5 | 95.3 | 94.9 | 94.7 | 94.7 | 93.5 | 93.3 | NA* |
| Fairdale | 94.8 | 94.9 | 95.1 | 94.9 | 95.1 | 94.7 | 94.8 | 94.8 | 94.5 | NA* |
| Farmer | 95.7 | 96.5 | 97.0 | 96.5 | 96.8 | 96.5 | 96.5 | 96.3 | 96.1 | NA* |
| Fern Creek | 95.0 | 96.1 | 95.8 | 95.7 | 96.3 | 96.1 | 95.9 | 95.8 | 95.4 | NA* |
| Field | 95.3 | 95.8 | 96.0 | 95.9 | 95.5 | 95.2 | 95.8 | 95.5 | 95.6 | NA* |
| Foster | 96.1 | 96.2 | 96.6 | 96.1 | 95.8 | 95.6 | 95.6 | 95.4 | 95.3 | NA* |
| Frayser | 94.8 | 94.8 | 94.8 | 94.2 | 94.1 | 94.3 | 94.5 | 94.9 | 94.5 | NA* |
| Goldsmith | 95.1 | 95.4 | 95.8 | 95.8 | 95.7 | 95.7 | 95.5 | 95.2 | 95.0 | NA* |
| Greathouse Shryock | 97.4 | 97.2 | 97.6 | 97.3 | 97.4 | 97.4 | 97.2 | 97.3 | 97.0 | NA* |
| Greenwood | 95.0 | 95.2 | 94.9 | 94.8 | 94.5 | 94.1 | 94.4 | 94 | 93.9 | NA* |
| Gutermuth | 94.2 | 95.1 | 95.0 | 95.0 | 94.7 | 94.1 | 94.7 | 94.6 | 94.7 | NA* |
| Hartstern | 95.2 | 95.3 | 95.5 | 95.1 | 96.0 | 95.2 | 95.5 | 95.5 | 95.0 | NA* |
| Hawthorne | 94.8 | 95.3 | 95.7 | 94.9 | 95.0 | 94.8 | 95.3 | 95.2 | 95.7 | NA* |
| Hazelwood | 93.7 | 94.0 | 94.3 | 94.2 | 94.7 | 94.2 | 94.3 | 94.2 | 94.2 | NA* |
| Hite | 95.6 | 95.7 | 96.0 | 96.1 | 96.5 | 96.3 | 96.8 | 96.8 | 96.3 | NA* |
| Indian Trail | 94.9 | 94.9 | 95.3 | 95.1 | 95.7 | 94.7 | 95 | 94.9 | 94.6 | NA* |
| Jacob | 94.4 | 94.6 | 94.0 | 94.0 | 94.2 | 93.8 | 93.3 | 93.2 | 93.3 | NA* |
| Jeffersontown | 95.2 | 95.8 | 96.2 | 96.3 | 96.5 | 96.1 | 96.2 | 95.4 | 94.8 | NA* |
| Johnsontown Rd | 94.5 | 94.7 | 94.9 | 94.6 | 94.3 | 94.5 | 94.3 | 94.5 | 94.3 | NA* |
| Kennedy Montessori | 95.9 | 96.3 | 96.8 | 96.4 | 96.1 | 95.6 | 95.7 | 94.4 | 94.6 | NA* |
| Kenwood | 94.4 | 95.2 | 95.0 | 95.0 | 94.6 | 94.5 | 95.1 | 94.7 | 95.3 | NA* |
| Kerrick | 94.8 | 95.3 | 95.5 | 95.2 | 95.1 | 94.2 | 94.2 | 93.4 | 94.1 | NA* |
| King | 95.1 | 95.7 | 95.6 | 95.5 | 94.5 | 93.9 | 94.3 | 93.2 | 92.6 | NA* |
| Klondike | 95.6 | 95.9 | 96.2 | 95.7 | 96.5 | 95.9 | 96 | 95.4 | 95.3 | NA* |
| Laukhuf | 95.3 | 95.9 | 96.1 | 95.9 | 95.6 | 95.2 | 95.3 | 95.2 | 95.2 | NA* |
| Layne | 93.9 | 94.6 | 94.7 | 94.3 | 94.9 | 94.7 | 94.8 | 93.7 | 93.3 | NA* |
| Lincoln | 95.0 | 95.5 | 95.5 | 96.1 | 96.2 | 96.2 | 96.2 | 96.1 | 96.1 | NA* |
| Lowe | 96.2 | 96.2 | 96.5 | 96.4 | 95.9 | 96.4 | 96.7 | 96.1 | 96.3 | NA* |
| Luhr | 94.7 | 95.2 | 95.3 | 95.3 | 95.5 | 95.4 | 95.1 | 95 | 95.0 | NA* |
| Maupin | 95.3 | 95.3 | 95.8 | 95.5 | 95.6 | 94.7 | 94.7 | 93.8 | 93.1 | NA* |
| Mcferran | 95.5 | 96.0 | 95.8 | 96.1 | 96.0 | 95.4 | 95.3 | 94.6 | 94.5 | NA* |

JEFFERSON COUNTY PUBLIC SCHOOLS
STUDENT ATTENDANCE RATE
TREND DATA

|  | 2010-2011 | 2011-2012 | 2012-2013 | 2013-2014 | 2014-2015 | 2015-2016 | 2016-2017 | 2017-2018 | 2018-2019 | 2019-2020 |
|---|-----------|-----------|-----------|-----------|-----------|-----------|-----------|-----------|-----------|-----------|
| Medora | 96.1 | 96.1 | 96.2 | 95.5 | 96.0 | 94.8 | 95 | 94.3 | 94.4 | NA* |
| Middletown | 95.3 | 95.8 | 96.2 | 95.8 | 95.8 | 95.6 | 95.7 | 95.7 | 95.9 | NA* |
| Mill Creek | 94.7 | 95.5 | 95.6 | 95.6 | 95.9 | 95.2 | 95.3 | 94.6 | 95.0 | NA* |
| Minors Lane | 94.0 | 94.2 | 95.2 | 95.0 | 94.4 | 94.3 | 94 | 93.8 | 94.7 | NA* |
| Norton Commons | | | | | | | 96.3 | 96.7 | 96.1 | NA* |
| Norton | 95.5 | 95.8 | 95.8 | 96.0 | 96.2 | 96.4 | 96.5 | 96.4 | 96.2 | NA* |
| Okolona | 94.3 | 94.6 | 94.5 | 94.4 | 96.1 | 96.2 | 96.7 | 96.1 | 96.4 | NA* |
| Portland | 94.3 | 95.4 | 95.5 | 94.8 | 94.6 | 94.3 | 94.7 | 93.7 | 93.3 | NA* |
| Price | 94.9 | 95.9 | 95.4 | 95.0 | 95.5 | 95.1 | 95.1 | 94.5 | 94.7 | NA* |
| Rangeland | 95.4 | 95.9 | 95.9 | 95.6 | 96.2 | 95.4 | 95.4 | 94.6 | 94.8 | NA* |
| Roosevelt Perry | 93.6 | 94.6 | 94.8 | 94.0 | 93.6 | 93.9 | 94.1 | 93.7 | 93.3 | NA* |
| Rutherford | 94.8 | 94.6 | 95.2 | 95.7 | 95.6 | 95 | 94.8 | 94.9 | 94.7 | NA* |
| Sanders | 94.2 | 94.2 | 94.7 | 94.4 | 94.5 | 93.9 | 94.2 | 93.8 | 93.4 | NA* |
| Schaffner | 97.1 | 97.3 | 97.8 | 97.5 | 97.6 | 97.5 | 97.4 | 96.9 | 96.6 | NA* |
| Semple | 93.7 | 94.3 | 94.7 | 94.4 | 93.5 | 93.6 | 93.6 | 93.5 | 93.3 | NA* |
| Shacklette | 94.5 | 94.7 | 95.1 | 94.4 | 94.4 | 94.1 | 94.2 | 94.1 | 93.7 | NA* |
| Shelby | 94.6 | 95.4 | 94.8 | 95.7 | 95.2 | 94.5 | 94.6 | 94.2 | 93.6 | NA* |
| Slaughter | 95.1 | 95.7 | 96.0 | 95.8 | 95.1 | 94.6 | 95.2 | 94.9 | 95.0 | NA* |
| Smyrna | 95.8 | 96.0 | 95.9 | 95.2 | 95.0 | 94.9 | 94.4 | 94.8 | 94.1 | NA* |
| St Matthews | 95.8 | 96.0 | 96.4 | 95.8 | 95.9 | 95.7 | 95.6 | 95.9 | 96.0 | NA* |
| Stonestreet | 94.9 | 95.0 | 95.3 | 95.4 | 94.6 | 94.2 | 94.5 | 94.2 | 93.9 | NA* |
| Stopher | 96.1 | 96.8 | 96.9 | 96.9 | 97.3 | 97.1 | 97.4 | 97.5 | 97.1 | NA* |
| Trunnell | 93.7 | 94.4 | 94.8 | 94.5 | 94.5 | 94.1 | 94.5 | 94.2 | 94.0 | NA* |
| Tully | 95.1 | 96.0 | 96.0 | 95.8 | 95.9 | 96.2 | 96.3 | 96.1 | 96.1 | NA* |
| Watson Lane | 94.1 | 94.8 | 93.9 | 93.7 | 94.0 | 93 | 92.9 | 93 | 92.5 | NA* |
| Watterson | 95.4 | 96.1 | 96.2 | 95.8 | 96.3 | 96 | 95.6 | 95.4 | 95.4 | NA* |
| Wellington | 94.0 | 95.0 | 95.2 | 94.8 | 94.2 | 94 | 94.8 | 94.3 | 94.0 | NA* |
| Wheatley | 95.0 | 94.9 | 95.2 | 95.5 | 94.9 | 93.7 | 94 | 93.1 | 92.4 | NA* |
| Wheeler | 95.7 | 95.9 | 96.2 | 96.3 | 96.5 | 96.3 | 96.4 | 96.3 | 96.5 | NA* |
| Wilder | 96.1 | 96.4 | 96.1 | 96.3 | 95.8 | 95.9 | 95.6 | 95.6 | 95.1 | NA* |
| Wilkerson | 94.9 | 95.5 | 95.8 | 95.5 | 95.2 | 94.8 | 95.1 | 94.8 | 94.4 | NA* |
| Wilt | 95.1 | 95.4 | 95.8 | 95.3 | 95.9 | 95.6 | 96.1 | 96.3 | 95.8 | NA* |
| Young | 94.8 | 95.7 | 96.0 | 95.8 | 95.6 | 95 | 95 | 93.6 | 93.4 | NA* |
| Zachary Taylor | 95.5 | 95.4 | 95.6 | 95.9 | 95.9 | 94.5 | 94.4 | 94.2 | 94.2 | NA* |
| Brown School (EMH) | 96.1 | 96.6 | 96.6 | 96.3 | 96.5 | 96.3 | 96.6 | 96.2 | 96.4 | NA* |



| | | | | | | | | | | |
|------------------------|-------------|-------------|-------------|-------------|-------------|-------------|-------------|-------------|-------------|------------|
| DISTRICT TOTALS | 93.8 | 94.3 | 94.4 | 94.3 | 94.0 | 93.5 | 93.6 | 93.2 | 93.2 | NA* |
|------------------------|-------------|-------------|-------------|-------------|-------------|-------------|-------------|-------------|-------------|------------|

*2019-2020 not provided by KDE due to inconsistencies from COVID